

LIGHTNING PROTECTION DO-IT-YOURSELF KIT

HOME • FARM • SMALL COMMERCIAL
INSTALLATION INSTRUCTIONS INCLUDED

LIGHTNING PREVENTOR SYSTEM 2005A



- ◆ LISTED AND FACTORY INSPECTED COMPONENTS BY APPLIED RESEARCH LABORATORIES
- ◆ INSTALLATION INSPECTIONS AVAILABLE BY APPLIED RESEARCH LABORATORIES FOR COMPLIANCE WITH INSTRUCTIONS OF HBP-21

— APPLIED  RESEARCH LABORATORIES —

**#LPA-2005A (PATENT #305,104) PROVIDES LIGHTNING PROTECTION WITH
EASY-TO-INSTALL DESIGN**

KIT #LPA2005AKIT		
LIST OF COMPONENTS		
QTY.	PART NAME	CATALOG NUMBER
1	PREVENTOR 2005A AIR TERMINAL (LIGHTNING ROD)	LPA-2005A
1	5/8" x 6'-0" ALUMINUM ROD (MAST)	LPA-2010-5/8-6A
1	SADDLE BASE	ABHB-15
1	4'-0" GALVANIZED TRIPOD BRACE	GSHB-21AB-36
90 FT.	ALUMINUM CABLE	ACHB-24-14
25	ALUMINUM CABLE FASTENER (SMALL HOLE) AND NAIL	AFHB-67, 65SS
30	ALUMINUM CABLE FASTENER (LARGE HOLE) AND MASONRY ANCHOR (FOR CHIMNEY INSTALLATION)	AFHB-66
1	WATERLINE CONNECTOR	PMHB-103D
1	ALUMINUM TEE CABLE SPLICER	ANHB-14
1	ELECTRIC SERVICE GROUND CONNECTOR	CNHB-44D
1	COPPER TEE CABLE SPLICER	CNHB-14
1	BIMETAL CONNECTOR	MNHB-93
40 FT.	COPPER GROUNDING CABLE	CCHB-24-16
7	COPPER CABLE FASTENER (LARGE HOLE)	CFHB-64
22	STAINLESS STEEL SCREW	SFHB-80SS
3	5/8" x 8'-0" COPPERBOND GROUND ROD	CGHB-106GR-8
3	GROUND ROD CONNECTOR	CGHB-57D
1	VERTICAL BASE (FOR ATTACHING MAST TO CHIMNEY)	ABHB-22

- Manufacturer's installation standard HBP-21 level 3 requires one (1) Preventor 2005A to be installed on the roof for every circular area of 70,650 sq. ft. Structures shall not exceed 75 ft. in height, and the ESE lightning protection system must comply with all other requirements within the Manufacturer's Installation Standard HBP-21.
- The recommended number and placement of air terminals is based solely on Heary Bros.' 30 years of experience, and its air terminal and the configuration of those terminals have not been scientifically proven or guaranteed to have a measurable zone of protection.
- Ground resistance shall not exceed 25 ohms.
- Aluminum lightning protection components shall not be installed directly on copper surfaces or other non-compatible surfaces.
- Surge arrestors are recommended for electric, electronic equipment, television, cable TV, security alarms (burglar & fire).
- Surge arrestors are not included in this package.
- Any metal parts of electric equipment shall be kept at least 6 ft. away from lightning cables or they shall be bonded to the lightning protection cables at the location where the separation distance is less than 6 ft. Refer to National Electrical Code (NEC 70), article 150-46, 1996 edition.



Lightning Preventor of America

(A division of Heary Bros. Lightning Protection Co., Inc.)

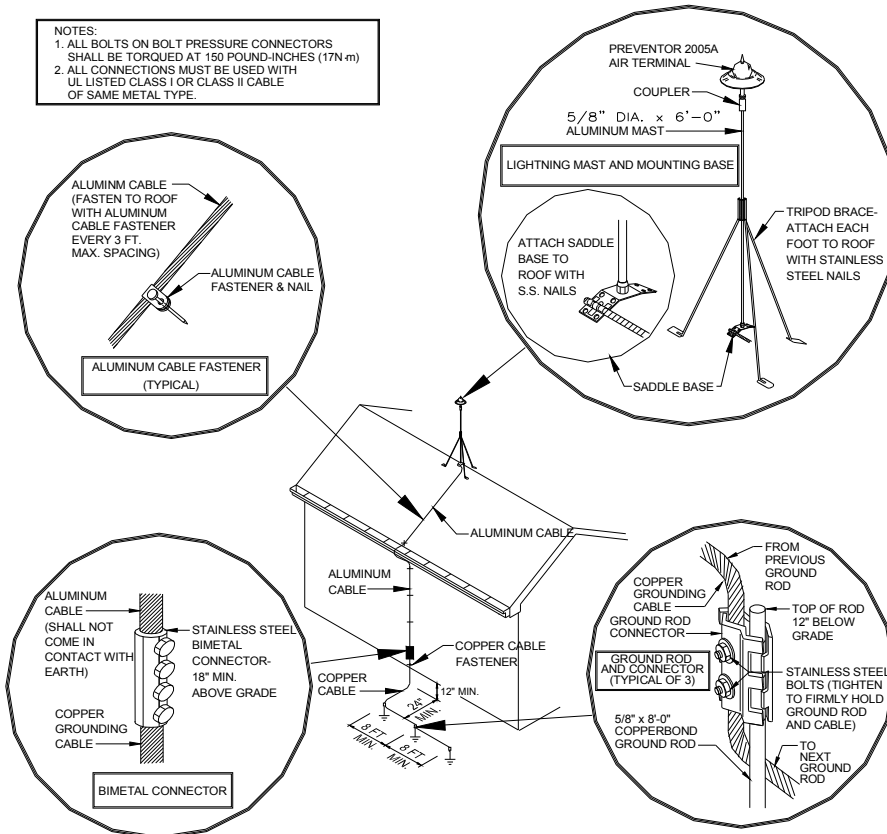
11291 Moore Road, Springville, NY 14141 USA Telephone: 716-941-6145 Fax: 716-941-3828
Email: sales@lightningpreventor.com VISIT OUR WEBSITE www.lightningpreventor.com

PREVENTOR SYSTEM 2005A INSTALLATION INSTRUCTIONS

(KIT INCLUDES MATERIALS FOR RIDGE OR CHIMNEY INSTALLATION)

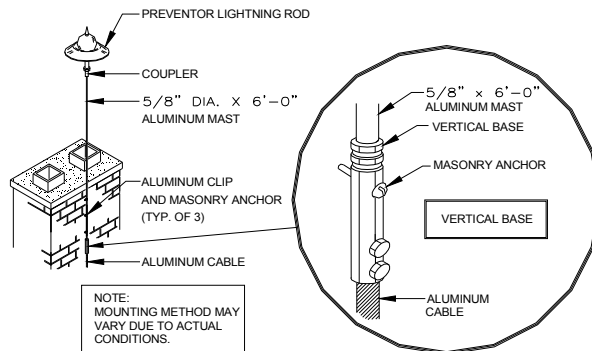
•LIGHTNING MAST SHALL BE INSTALLED ON THE HIGHEST ELEVATION

- NOTES:**
 1. ALL BOLTS ON BOLT PRESSURE CONNECTORS SHALL BE TORQUED AT 150 POUND-INCHES (17N·m)
 2. ALL CONNECTIONS MUST BE USED WITH UL LISTED CLASS I OR CLASS II CABLE OF SAME METAL TYPE.

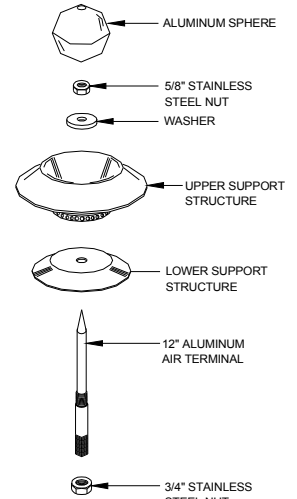


CAUTION: BEFORE DRIVING GROUND RODS DETERMINE LOCATION OF ALL UNDERGROUND UTILITIES; POWER, WATER, GAS, ELECTRIC, COMMUNICATIONS, ETC.

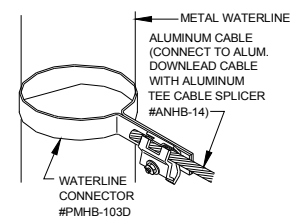
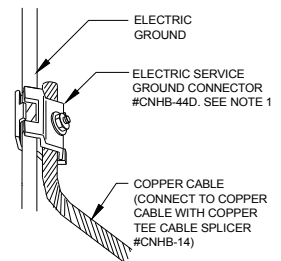
RIDGE INSTALLATION



CHIMNEY INSTALLATION



PREVENTOR 2005A ASSEMBLY



LIGHTNING PREVENTOR OF AMERICA

A Division of Heary Bros. Lightning Protection Co., Inc.

11291 Moore Road, Springville, NY USA 14141 T. 800-421-6141 F. 716-941-3828

VISIT OUR WEBSITE: www.lightningpreventor.com